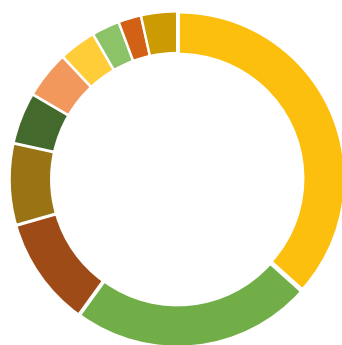


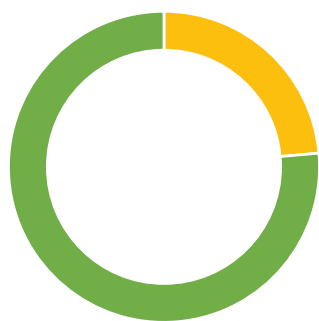
TFS World Friendly ISA: ESG Developed Markets Fund



Sector (%)



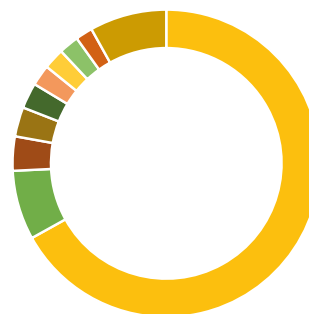
Communications & Tech	36.7	Consumer Non-cyclical	23.4
Consumer Cyclical	10.6	Banks (Equity)	7.9
Industrials	5.0	Financial Services	4.6
Insurance (Equity)	3.6	Property	2.7
Energy	2.2	Other	3.5



Top 10 holdings	23.6 %
Rest of portfolio	76.4 %

Top 10 holdings (%)

Microsoft	6.7
Apple	5.1
Nvidia	3.2
Amazon.com	1.9
Meta Platforms A	1.4
Alphabet A	1.1
Visa	1.1
Broadcom	1.0
JPMorgan Chase & Co	1.0
Alphabet C	1.0



Country (%)

United States	67.0
Japan	7.3
United Kingdom	3.6
Canada	3.1
Switzerland	2.7
Australia	2.2
France	2.2
Germany	2.1
Ireland	1.8
Other	8.1

As at 31 January 2024. All data source LGIM unless otherwise stated. Totals may not sum due to rounding. In order to minimise transaction costs, the Fund will not always own all the assets that constitute the index and on occasion it will own assets that are not in the index.